

primeV

VASCULAR LESIONS

primelase
EXCELLENCE



NEW

PRIMELASE **JUST GOT BETTER!**

Introducing **PrimeV**,
your premium solution
for vascular lesions.

An effective and safe procedure,
showing visible results from
the first session.

SKIN TYPES I - IV | ALL YEAR ROUND

primeV

PrimeV is a scientifically proven procedure, offering reliable results for your patients

Comfortable vascular lesion treatments thanks to **the optimal spot size** and shape along with the contact cooling of the applicator.

Outstanding Clinical Efficacy tested by renowned Dermatologists for telangiectasias, red and blue veins, cherry angiomas, fine reticular veins, venulectasias, spider veins, erythrosis, capillary malformations and red scars.

TESTIMONIAL

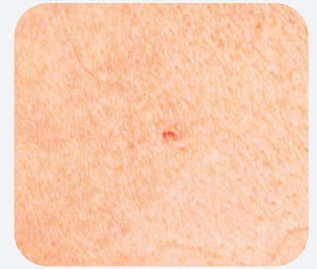
“The results were above my expectations. The treatment parameters are safe with and without cooling, avoiding thermal lesions and the pain is well-controlled. The treatment of blue reticular veins is also good, regardless of the depth of these vessels. A total vasoconstriction and subsidence after the shot is observed proving the efficacy of the treatment.”



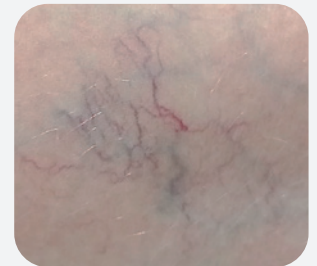
DR. ANTONIO CAMPO
DERMATOLOGIST

Clínica Dermatológica
Campo-Optimage, Barcelona.

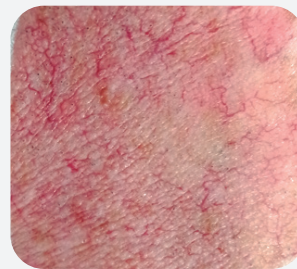
BEFORE & AFTER



Chest cherry angioma*



Reticular leg vein*



Facial telangiectasia*

**Reyna Vargas Lamas, Gregorio Viera Mármol, Gabriela Vergara Vallejo, Marta Castillejos Pallàs, José Antonio Ferrández Martínez, Carmen Cano Ochoa, and Jorge Villena García, "New 2,000 W, 1,060 nm Diode Laser with a Spot Size of 4x3 mm for Vascular Lesion Treatments", International Research Journal of Pharmacy and Medical Sciences (IRJPMS), Volume 5, Issue 2, pp. 19-25, 2022.*

TECHNICAL FEATURES

Wavelength	1060 nm
Spot Size	4 x 3 (0,12 cm ²)
Max. Power	2000 W
Max. Fluence	Up to 225J/cm ²
Pulse Duration	3-50 ms
Frequency	Single shot or multiple passes
Contact	Cooling 5°C

